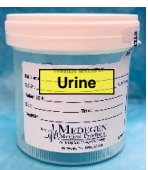













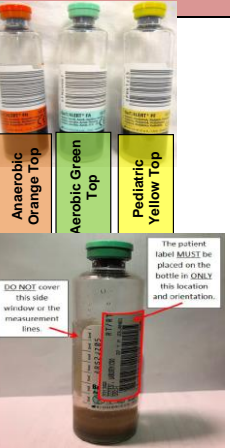


Microbiology and Infectious Disease Testing

Common Order Name	Urine Culture	Culture	Legionella Antigen OR Strep pneumoniae Antigen	Strep A PCR	Herpes and VZV	Strep B	Sputum Culture	Pertussis	Upper Respiratory PCR Panel	Rapid COVID/FLU/RSV	Stool Culture	Stool O&P	C. diff	Blood Culture
Cerner Order Name	Urine Culture	Culture "source"	Legion Ag, U OR Strep Ag, Ur	Group A Strep PCR	HSV 1 & 2 PCR or VZV PCR	Group B Strep PCR	Sputum Culture	Pertussis by PCR-Mayo	Respiratory PCR Panel	Rapid Influenza A/B, RSV and SARS CoV-2 PCR	GI Pathogen PCR	Ova & Parasites Exam	C. difficile Toxin	Blood Culture
Method:	Culture	Culture	Culture	PCR	Rapid Molecular PCR	PCR	Culture	PCR/DNA Probe Hybridization	BioFire® FilmArray® Torch	Real-Time Polymerase Chain Reaction (PCR)	Rapid Molecular PCR	Trichrome stain and Microscopic/Fluoresce Examination on concentrate	loop-mediated isothermal DNA amp	BacT/ALERT® 3D automated microbial detection system followed by Culture
Testing Facility:	RRMC	RRMC	RRMC	RRMC	UVMMC	RRMC	RRMC	MML	RRMC	RRMC	RRMC	MML	RRMC	RRMC
Useful for:	Detection of Urinary Tract Infection	Identifying bacteria & yeast responsible for infections. Potential pathogens are identified & sensitivities provided.	An adjunct to culture for the detection of past or current Legionnaires disease (Legionella pneumophila serogroup 1) OR Rapid diagnosis of pneumococcal pneumonia	Rapid detection of Group A Strep	Rapid (qualitative) detection of HSV 1 or 2 or VZV	Prenatal screening for Group B Strep colonization.	Identifying bacteria responsible for infections. Potential pathogens are identified and sensitivities provided.	Preferred diagnostic test for the detection of Bordetella pertussis and/or Bordetella parapertussis	Detection of (12) types of respiratory pathogens	Rapid detection of Influenza A/B, RSV and/or SARS CoV-2 in Nasopharyngeal Swabs	Identification of common community-acquired pathogenic enteric bacteria, viruses & toxins directly from a stool sample. Lactoferrin test for presence of WBC will be available if required.	Identifying parasites and/or ova in feces.	Detection of toxigenic C. diff DNA in liquid fecal specimens.	Testing includes culture, identification, (additional charges/CPT codes may apply) and if culture results warrant, susceptibility testing (at additional charge) of all indicated organisms.
What to collect:	Clean-catch, midstream urine	White Cap ESwab or Green Cap Mini Tip ESwab	Clean-catch, midstream urine	Throat swab	Cutaneous or Mucocutaneous swab in Universal Viral Transport /collection kit available from Lab	1-2 swabs (Starswab II) of vaginal introitus & anorectum for Group B	Expectorated or induced sputum. Collect a deep, vigorous cough, directly into sterile container.	Naso-pharyngeal swab (Rayon swab, aluminum shaft, Stuart's media)	Nasopharyngeal Swab using Universal Viral Transport	Nasopharyngeal Swab using Universal Viral Transport for Viruses, Chlamydiae, Mycoplasmas, and Ureaplasmas	Submit sample in Para-Pak C&S vial (orange top) or Para-Pak Clean vial (white top)	Use Ecofix Stool Transport Vial/collection kit available from Lab with green lid.	0.5mL of liquid or unformed feces in a clean container or Para=Pak Clean vial (White Top)	Remove plastic cap. Apply 70% alcohol to rubber stoppers. Wait 1 min. Locate vein. Scrub site with chloraprep for 30 secs. Air dry. Do NOT re-palpate the vein. Collect Blood. Adult: 1 aerobic & 1 anaerobic: 8-10 ml of blood per bottle. Pedi (up to 12 years old): 1 aerobic; 0.5-4 ml of blood.Transport/storage: Stable 24hrs at Room Temp.
Specimen Stability:	<u>Sterile container:</u> 24 hrs refrig. <u>Transport tube:</u> 48-72 hrs refrig.	Swab: • 24 Hrs Room Temp Preferred • Reject > 48 Hrs Room Temp	Refrigerated: 7 days Frozen: 14 days Ambient: 24 Hours	Refrigerated: 72 hours Ambient: 72 Hours	7 days Refrigerated	48 hours room temp	2hrs room temp or 24hrs refrigerated	7 days refrigerated	Return to lab within 24 hours, refrigerated **for best results, send all samples to lab ASAP**	72 hours refrigerated	48 hours refrigerated	21 days room temp	3 days refrigerated	Bring to lab ASAP to ensure rapid detection
Expected TAT:	3 days	3 days	1 day	2 hours	1 day	2-4 days	3 days	2-3 days	24 Hours	1 hour	1 day	4-5 days	1 day	3-5 days
Collection device: (Never use wooden shaft swabs)	 Urine Culture Transport	 White Cap ESwab  Green Cap Mini Tip ESwab	 Urine Culture Transport Tube	 White Cap ESwab	 Herpes/VZV Collection Kit	 Starswab II Modified Stuarts	 Sterile container	 Green Cap aluminum shaft, rayon mini-tip BBL CultureSwab	 T:\Lab\Outreach\Outreach Coordinator\Outreach Documents\Microbiology Guides\Microbiology Collection 11x17 2024-12-27	 Flocked Mini-swab in Universal Viral Transport Media.	 Stool culture collection & transport kit	 Stool transport/collection kit	 Sterile container (OR) Clean Pak	 The patient label MUST be placed on the bottle in ONLY this location and orientation.